





General Outcome 1 –  
I can listen, speak, read, write, view, and demonstrate to  
explore thoughts, ideas, feelings, and life events.

### 1.1 Discover and Explore


#### EXPRESS IDEAS AND DEVELOP UNDERSTANDING

-  I can extend my understanding of ideas and information by looking at a variety of materials.
-  I can express my personal understanding of ideas and information based on what I already know, my experiences with others, and make a connection with a variety of materials.
-  I can consider my own experiences when I am writing and making presentations.


#### EXPERIMENT WITH LANGUAGES AND FORMS

-  I can talk about the things that I read and view in order to help me understand.

#### EXPRESS PREFERENCES


-  I can be open to a variety of materials that have been recommended by others.

#### SET GOALS


-  I can assess what I am capable of and decide what I still need to work on.

### 1.2 Clarify and Extend

#### CONSIDER THE IDEAS OF OTHERS

-  I can listen with an open mind to the ideas and opinions of others.

#### COMBINE IDEAS

-  I can show my understanding of idea, information and experiences through discussion, writing and presenting.



#### EXTEND UNDERSTANDING

-  I can discuss, ask questions, and seek help to build a better understanding.




General Outcome 2 –  
I can listen, read, write, view, and demonstrate  
to understand and answer what I think about other texts.

### 2.1 Use Strategies and Cues



#### USE PRIOR KNOWLEDGE

-  I can use my own experiences to help me understand new ideas and information.
-  I can choose reading materials that I will enjoy based on what I have already read.

#### USE COMPREHENSION STRATEGIES

-  I can put information into my own words.
-  I can use a variety of strategies to remember main ideas and important details.
-  I can recognize if a text is too difficult.


#### USE TEXTUAL CUES

-  I can show my understanding of how materials are organized in order for me to understand ideas and information (numbers, bullets, and words).
-  I can use a textbook to find the information I am looking for easily.

#### USE PHONICS AND STRUCTURAL ANALYSIS






-  I can use my knowledge of word sounds to figure out what a word means.

#### USE REFERENCES





-  I can use dictionaries, thesauruses, and encyclopedias to check spelling and meaning of words that am unsure of.

### 2.2 Respond to Text




#### EXPERIENCE VARIOUS TEXTS

-  I can look at many different types of materials from different cultures and genres.
-  I can defend my ideas and opinions based on what I have read and viewed.
-  I can pick out two or three main ideas from what I have read or viewed.
-  I can share the meaning of what I have read or viewed.
-  I can make predictions based on information I have read or viewed.



**CONSTRUCT MEANING FROM TEXTS**

-  I can relate my own experiences with those of characters I have read about or viewed.
-  I can look at different parts of a story and understand the relationship between plot, setting, and characters.
-  I can explain what conflict is and understand how it can be developed and be resolved.
-  I can develop, explain, and defend my understanding of the meaning of a text by comparing it with my own experiences.




**APPRECIATE THE ARTISTRY OF TEXTS**

-  I can talk about techniques an author uses to communicate feelings and meanings to me.
-  I can choose the most appropriate form of media for the task I am working on.
-  I can decide if my first impression of the material is accurate by continuing to read, listen or view it.



**2.3 Understand Forms, Elements, and Techniques****UNDERSTAND FORMS AND GENRES**

-  I can show my understanding that there are different genres and can tell the difference between them.
-  I can recognize the differences between a variety of media texts.

**UNDERSTAND TECHNIQUES AND ELEMENTS**


-  I can appreciate that the narrator's view point will affect the overall meaning of the text.
-  I can show my understanding that a story can be more interesting if the author uses foreshadowing, suspense and surprise endings.
-  I can show my understanding that when an author uses words to describe sounds and images, the writing creates a picture in my mind.

**EXPERIMENT WITH LANGUAGE**


-  I can explore a variety of fun texts (limericks, cartoons...).
-  I can explain how figurative language helps me understand what the author is trying to say.

#### 2.4 Create Original Texts



##### GENERATE IDEAS

-  I can find a way to come up with ideas and narrow down topics for writing and presenting.

##### ELABORATE ON THE EXPRESSION OF IDEAS

-  I can use suspense, exaggeration, foreshadowing, dialogue, and description to show rising action and develop conflict.



##### STRUCTURE TEXTS

-  I can ensure that my text makes sense by consistently using one point of view, making sure my plot is logical, and making sure that the ending is reasonable.
-  I can create a variety of texts to explore different genres and cultures.


General Outcome 3 –  
I can listen, view, write, and speak to manage ideas and information.

### 3.1 Plan and Focus


#### FOCUS ATTENTION

-  I can consider my audience, my purpose, and my point of view when doing research.
-  I can use different strategies to summarize information (outlines, note taking...).

#### DETERMINE INFORMATION NEEDS


-  I can pick appropriate sources and types of information.

#### PLAN TO GATHER INFORMATION




-  I can follow specific assignment instructions to plan and organize the information I have collected.

### 3.2 Select and Process


#### USE A VARIETY OF SOURCES

-  I can get information from a variety of sources (written, oral, media-based...).



#### ACCESS INFORMATION

-  I can pick out important information based on the way it is printed (bolded words, headings, topic sentences...).
-  I can explain the difference between fact and opinion and understand how an argument and an opinion are formed.
-  I can scan information and pick out important points and summarize them.




#### EVALUATE SOURCES

-  I can show my understanding of how to use guidelines to decide how useful an information source is.



### ORGANIZE INFORMATION

-  I can show my understanding of how to organize ideas and information by putting the information into sections that are logical.
-  I can read, write and present materials in an organized way.



### RECORD INFORMATION

-  I can summarize information in a variety of ways.
-  I can show my understanding of how to think about ideas and information and form an opinion that can be supported.
-  I can compare, contrast and combine information.


### EVALUATE INFORMATION

-  I can show my understanding of when I have enough information and if this information is appropriate for whatever I am working on.
-  I can link what I already know with what I am learning.

### SHARE IDEAS AND INFORMATION

-  I can use a variety of presentation methods to communicate ideas and information.
-  I can get the audience's attention by using a variety of presentation methods.



### REVIEW RESEARCH PROCESS

-  I can recognize what I am doing well and where I need to improve.




General Outcome 4 –  
I can listen, speak, read, write, view and represent  
to enhance the clarity and artistry of communication.

#### 4.1 Enhance and Improve



##### APPRAISE OWN AND OTHERS' WORK

-  I can recognize what makes projects effective.
-  I can use particular techniques to make my projects more effective.



##### REVISE AND EDIT

-  I can rewrite introductions and conclusions and reorganize ideas in order to make the writing more understandable for the reader.
-  I can show my understanding of how to look at my work and get rid of any unnecessary or repeated words or ideas.
-  I can write a paragraph that tells a story or gives instructions.


##### ENHANCE LEGIBILITY

-  I can show my understanding of when to use handwriting, printing or typing depending on the project I am working on.
-  I can show my understanding that the way a piece of writing is organized is just as important as what I am writing about.

##### EXPAND KNOWLEDGE OF LANGUAGE



-  I can explain the difference between proper English and slang/text messaging lingo.
-  I can explain the difference between different types of figurative language.



##### ENHANCE ARTISTRY

-  I can use a variety of techniques to create a picture in the reader's mind.




#### 4.2 Attend to Conventions

##### ATTEND TO GRAMMAR AND USAGE


-  I can show my understanding of how and when to use a subordinate clause.
-  I can show my understanding of how to use correct subject-verb agreement.

-  I can show my understanding of the right times to write formally and informally.
-  I can show my understanding of what a pronoun is and where it can be used.

#### ATTEND TO SPELLING


-  I can use dictionaries along with spell check to identify misspelled words in my writing.
-  I can increase my vocabulary.
-  I can find a way to remember how to spell correctly.

#### ATTEND TO CAPITALIZATION AND PUNCTUATION


-  I can show my understanding of how to use commas, periods, and quotation marks correctly.

### 4.3 Present and Share



#### PRESENT INFORMATION

-  I can share my ideas and opinions and also show how I can be open to other people's ideas at the same time.

#### ENHANCE PRESENTATION

-  I can make my presentations better with added details, visuals and media techniques.

#### DEMONSTRATE ATTENTIVE LISTENING AND VIEWING



-  I can show how to listen to and follow multi-step instructions.
-  If I do not understand, I can show that I can ask questions.




General Outcome 5 –  
I can listen, speak, read, write, view and represent  
to respect, support and collaborate with others.

### 5.1 Respect Others and Strengthen the Community

#### APPRECIATE DIVERSITY

-  I can respectfully talk about how different people and cultures are described in what I am reading or viewing.
-  I can accept that there are different points of view and use these points of view to increase my understanding.

#### CELEBRATE ACCOMPLISHMENTS AND EVENTS



-  I can show my appreciation for special events and accomplishments in an appropriate way.

#### USE LANGUAGE TO SHOW RESPECT



-  I can show respect for other cultures and ideas that I read or view information on.

### 5.2 Work Within a Group


#### COOPERATE WITH OTHERS

-  I can work with others in a group, and we can combine and share our ideas.
-  I can complete my share of the group's work according to my role in that group.

#### WORK IN GROUPS

-  I can help my group by sharing ideas and knowledge.
-  I can work with others in the group to set goals and work together to meet those goals.

#### EVALUATE GROUP PROCESS

-  I can explain what was done well in our group and where we still need to improve.